

Scaled data based on original data using
LM-79-08 Approved Method: Electrical and Photometric Measurements of Solid-
State Lighting Products

Test Report Prepared for
Cooper Lighting Solutions
(formerly Eaton)

Brand: McGRAW-EDISON

Report Number: P595020

Luminaire Tested: **IST-PA1B-722-U-T2R**

Issue Date: 3/22/2022

Test Information

Test Method: LM-79-08
Report Number: P595020
TEST IS SCALED FROM IESNA LM-79-08 TEST DATA (G1-2201-510-1)
Test Lab: INNOVATION CENTER
Issue Date: 3/22/2022
Manufacturer: COOPER LIGHTING SOLUTIONS (FORMERLY EATON)
Product Line: McGRAW-EDISON
Catalog Number: IST-PA1B-722-U-T2R
Description: IMPACT ELITE LED TRAPEZOID LUMINAIRE
(1) 70 CRI, 2200K, 450mA LIGHT ENGINE WITH 24 LEDS AND TYPE II ROADWAY OPTICS
Light Source: -
Ballast/Driver: ELECTRONIC DRIVER

Summary

Lumens per Lamp: N/A
Luminaire Lumens: 3831 lumens
Efficiency: N/A
Efficacy: 105.2 lumens/watt
Luminous Opening: Rectangular (W 0.75' x L: 0.5' x H: 0')
IES Classification: Type II - Medium
BUG Rating: B1 - U0 - G1

Input Watts (W): 36.4
Input Voltage (V): NR
Input Current (Ain): NR
Voltage Rise (V): NR
Power Factor: NR
Total Harmonic Distortion (THDi): NR
Frequency (hertz): 60
Stabilization Time: NR
Operation Time: NR
Ambient Temperature (°C): NR
Test Distance: 28.75 FT

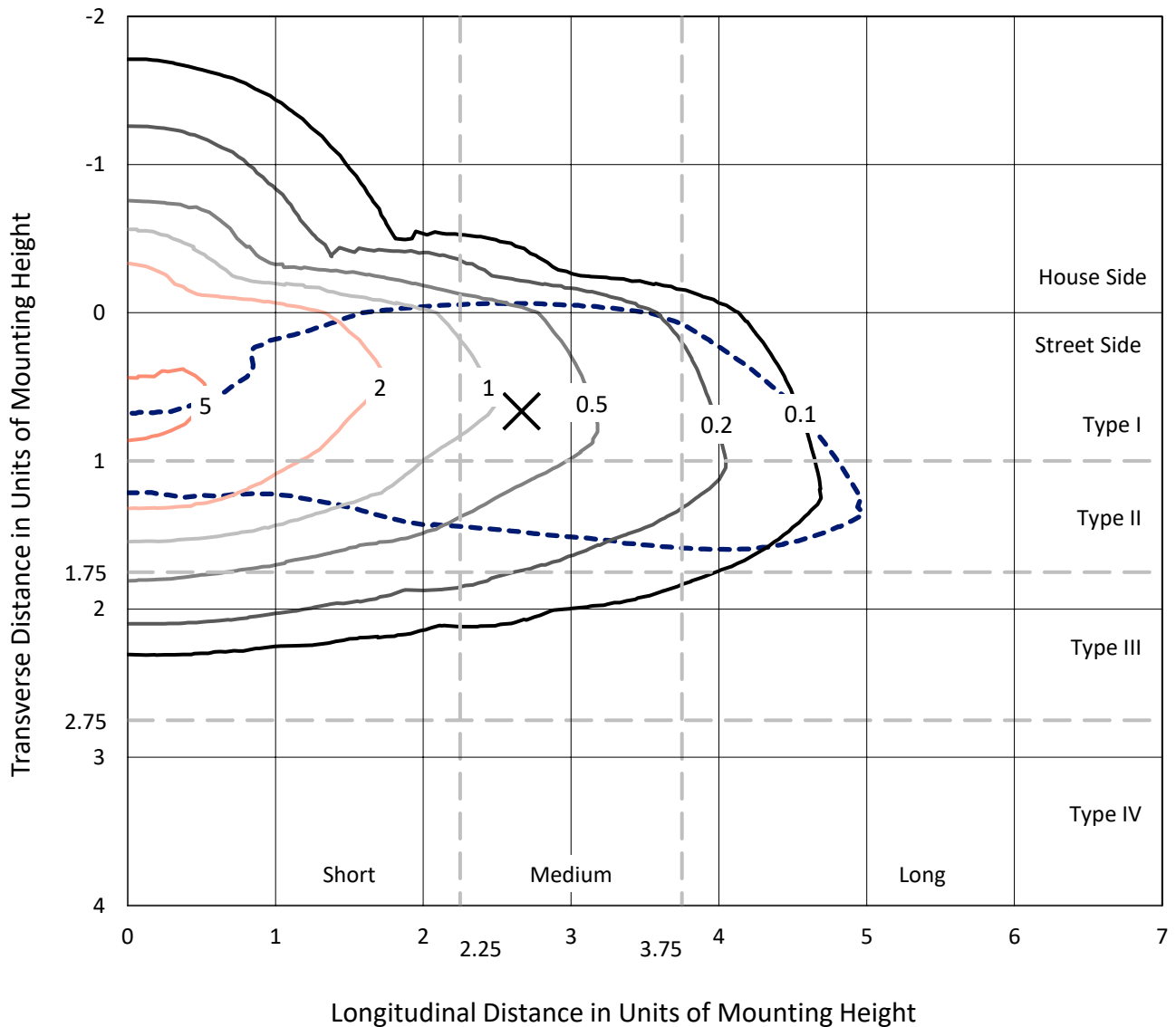




REPORT NUMBER: P595020
 CATALOG NUMBER: IST-PA1B-722-U-T2R

Iso-Footcandle Lines of Horizontal Illumination

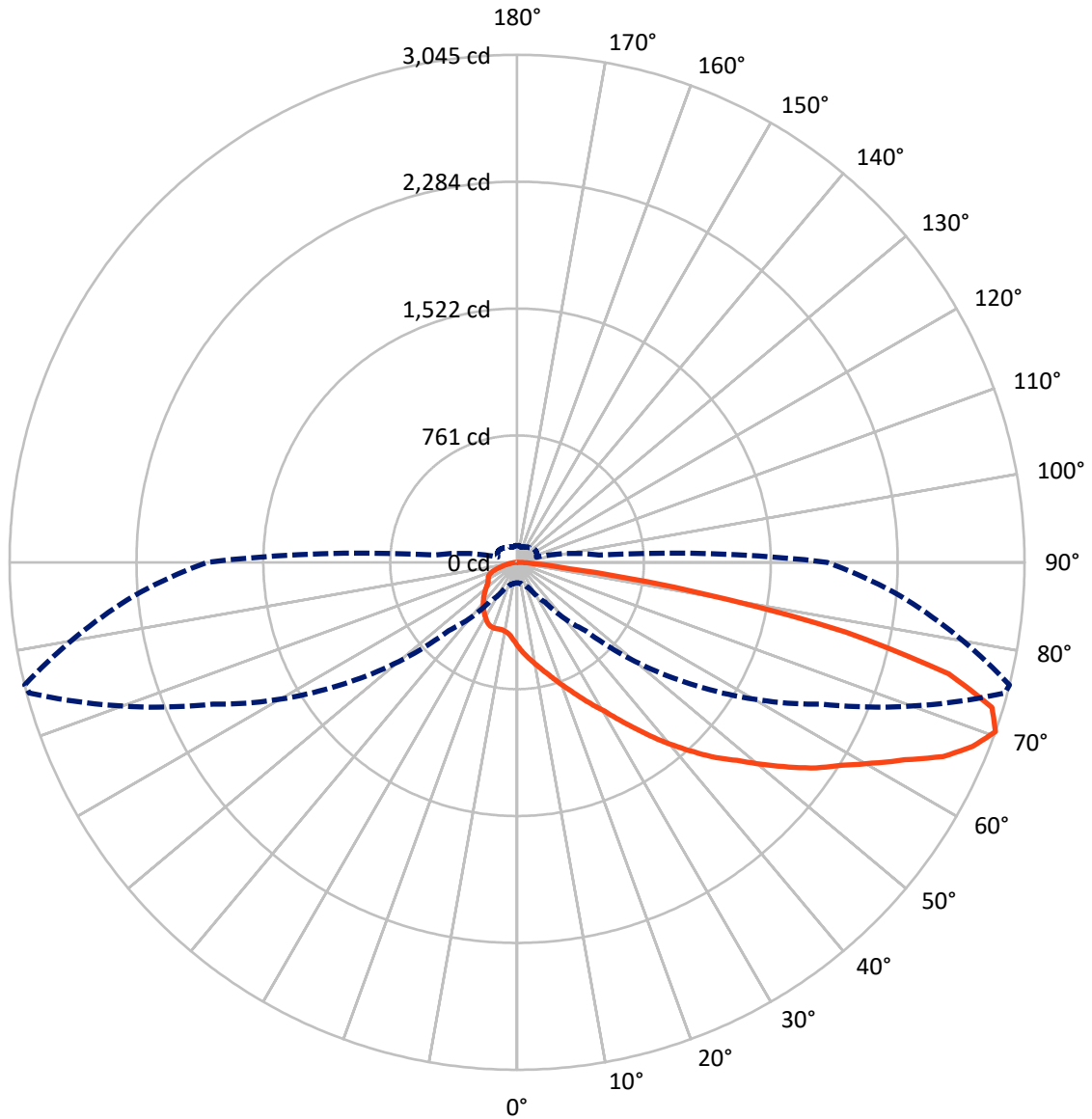
✕ Max cd
 - - - 1/2 Max cd



Based on 12 foot mounting height. Maximum calculated value = 6.1 fc
 Type II - Medium - N/A

REPORT NUMBER: P595020
CATALOG NUMBER: IST-PA1B-722-U-T2R

Luminous Intensity Polar Plot



— Vertical Plane Through 76-Deg Lateral - - - Horizontal Cone Through 70-Deg Vertical

REPORT NUMBER: P595020
 CATALOG NUMBER: IST-PA1B-722-U-T2R

FLUX DISTRIBUTION:

		Downward	Upward	Total
House Side	Lumens	614.5	0.0	614.5
	% Fixture	16.0	0.0	16.0
Street Side	Lumens	3216.5	0.0	3216.5
	% Fixture	84.0	0.0	84.0
Total	Lumens	3831.0	0.0	3831.0
	% Fixture	100.0	0.0	100.0

ZONAL LUMENS:

Zone	Lumens	% Fixture
0°-10°	49.0	1.3
10°-20°	161.6	4.2
20°-30°	297.9	7.8
30°-40°	499.1	13.0
40°-50°	709.1	18.5
50°-60°	818.8	21.4
60°-70°	752.7	19.6
70°-80°	474.6	12.4
80°-90°	68.3	1.8
90°-100°	0.0	0.0
100°-110°	0.0	0.0
110°-120°	0.0	0.0
120°-130°	0.0	0.0
130°-140°	0.0	0.0
140°-150°	0.0	0.0
150°-160°	0.0	0.0
160°-170°	0.0	0.0
170°-180°	0.0	0.0
0°-90°	3831.0	100.0
0°-180°	3831.0	100.0

Coefficient of Utilization

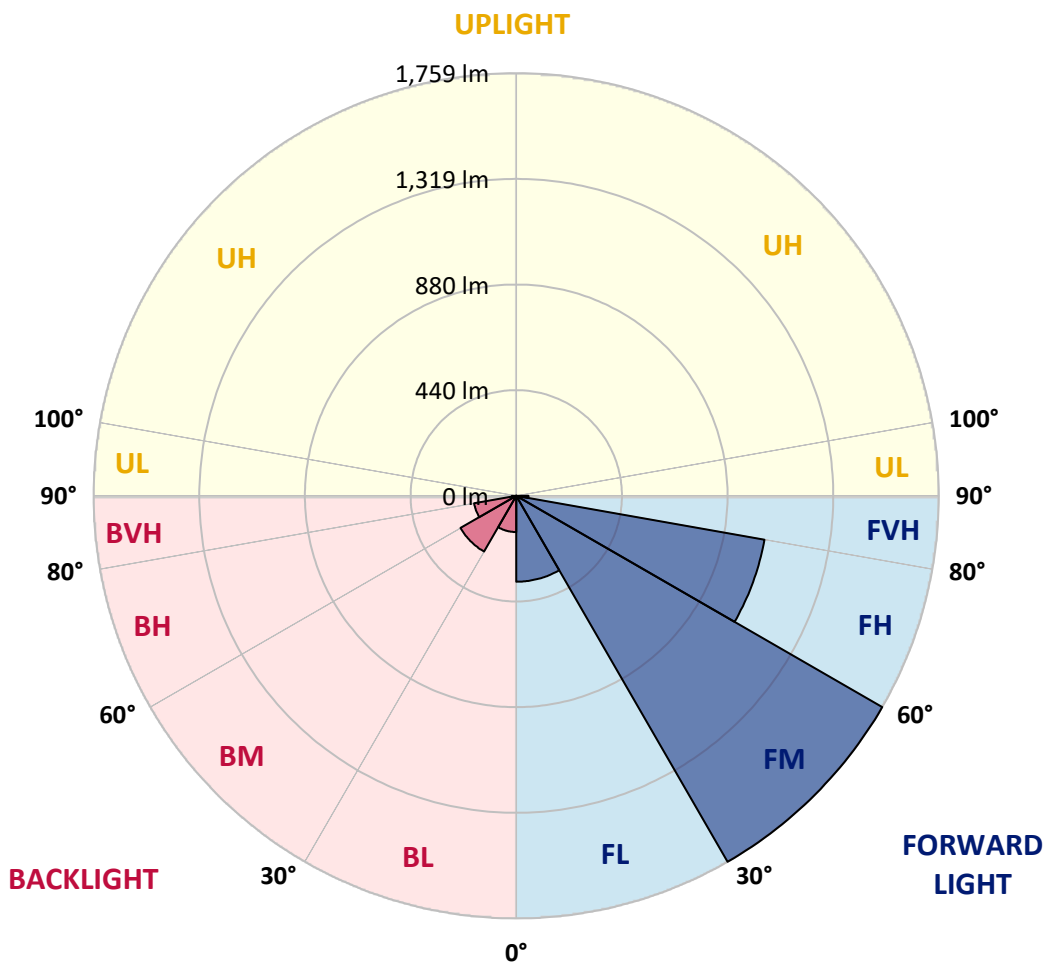


REPORT NUMBER: P595020
 CATALOG NUMBER: IST-PA1B-722-U-T2R

LUMINAIRE CLASSIFICATION SYSTEM LUMEN TABLE AND BUG RATING:

Zone	Lumens	% Fixture	Zone Rating/Lumen Limit		
			B	U	G
FL (0°-30°)	357.7	9.3			
FM (30°-60°)	1759.1	45.9			
FH (60°-80°)	1049.2	27.4			G1/1800
FVH (80°-90°)	50.6	1.3			G1/100
BL (0°-30°)	150.8	3.9	B1/500		
BM (30°-60°)	267.9	7.0	B1/1000		
BH (60°-80°)	178.1	4.6	B1/500		G1/500
BVH (80°-90°)	17.7	0.5			G1/100
UL (90°-100°)	0.0	0.0		U0/0	
UH (100°-180°)	0.0	0.0		U0/0	

BUG Rating: B1-U0-G1
 Type II Medium





REPORT NUMBER: P595020
 CATALOG NUMBER: IST-PA1B-722-U-T2R

CANDELA DISTRIBUTION (FULL):

	0°	5°	15°	25°	35°	45°	55°	65°	75°	76°	85°
0°	502.6	502.6	502.6	502.6	502.6	502.6	502.6	502.6	502.6	502.6	502.6
2.5°	604.9	604.0	601.2	596.6	592.9	581.9	567.1	554.2	534.8	533.0	513.6
5°	659.3	655.6	655.6	651.0	646.4	634.4	616.0	592.9	565.3	563.4	526.5
7.5°	685.2	686.1	684.2	680.5	681.5	671.3	654.7	631.7	593.9	592.0	544.1
10°	722.0	721.1	717.4	714.7	713.7	704.5	689.8	668.6	628.9	625.2	564.4
12.5°	758.0	755.2	756.2	755.2	753.4	744.2	730.3	709.1	660.3	658.4	589.3
15°	778.3	777.4	783.8	785.7	793.0	784.7	772.8	748.8	704.5	697.1	618.8
17.5°	791.2	790.3	796.7	811.5	825.3	825.3	821.6	795.8	746.9	741.4	652.0
20°	813.3	817.0	828.1	840.1	860.4	864.1	863.1	852.1	795.8	790.3	688.8
22.5°	857.6	855.8	865.0	883.4	901.9	907.4	908.3	908.3	852.1	841.9	726.7
25°	952.6	948.0	940.6	938.7	960.9	960.0	957.2	963.6	911.1	903.7	770.0
27.5°	1133.3	1123.2	1094.6	1037.4	1024.5	1029.1	1015.3	1016.2	978.4	969.2	806.9
30°	1304.8	1300.2	1273.5	1204.3	1131.5	1105.7	1081.7	1071.5	1053.1	1037.4	846.5
32.5°	1459.8	1460.7	1428.4	1352.8	1278.1	1196.9	1155.5	1134.2	1141.6	1127.8	900.9
35°	1564.9	1556.6	1536.3	1485.6	1404.4	1327.0	1247.7	1200.6	1240.3	1224.6	955.3
37.5°	1626.7	1620.2	1603.6	1567.6	1527.1	1452.4	1351.9	1279.9	1357.4	1334.3	1024.5
40°	1658.0	1648.8	1632.2	1617.4	1598.1	1557.5	1469.0	1370.3	1464.4	1444.1	1092.7
42.5°	1661.7	1655.3	1646.0	1638.7	1645.1	1639.6	1583.3	1475.4	1576.9	1554.7	1171.1
45°	1658.9	1663.6	1652.5	1639.6	1652.5	1699.5	1699.5	1580.6	1688.5	1671.9	1245.8
47.5°	1660.8	1656.2	1652.5	1648.8	1650.6	1715.2	1779.7	1679.2	1795.4	1776.1	1333.4
50°	1584.2	1590.7	1622.1	1635.9	1644.2	1718.9	1844.3	1786.2	1928.2	1904.2	1431.2
52.5°	1340.8	1344.5	1487.4	1590.7	1623.9	1704.1	1889.5	1905.2	2059.2	2040.7	1536.3
55°	1032.8	1052.2	1187.7	1440.4	1577.8	1679.2	1903.3	1982.6	2192.9	2178.1	1642.3
57.5°	850.2	853.0	931.4	1157.3	1432.1	1656.2	1917.1	2053.6	2312.7	2296.1	1753.0
60°	705.4	699.0	746.9	892.6	1189.6	1564.0	1919.9	2109.9	2452.0	2446.5	1867.3
62.5°	518.2	525.6	571.7	695.3	930.4	1376.8	1906.1	2157.8	2618.0	2610.6	1994.6
65°	318.1	327.4	383.6	497.0	704.5	1092.7	1815.7	2182.7	2792.3	2808.9	2132.0
67.5°	168.8	175.2	208.4	300.6	483.2	832.7	1598.1	2151.4	2939.8	2947.2	2263.9
70°	123.6	124.5	135.6	169.7	291.4	579.1	1272.6	2014.9	3030.2	3044.9	2307.2
72.5°	107.9	108.8	113.4	121.7	158.6	353.2	912.0	1777.0	2992.4	2979.5	2234.4
75°	97.7	97.7	101.4	104.2	116.2	195.5	558.8	1454.2	2703.7	2675.1	1905.2
77.5°	83.9	83.9	87.6	91.3	100.5	126.3	292.3	1078.0	2067.5	2018.6	1303.0
80°	67.3	67.3	71.9	76.5	88.5	95.0	142.9	721.1	1182.2	1110.3	592.9
82.5°	46.1	49.8	58.1	63.6	73.8	67.3	83.9	311.7	372.5	322.8	133.7
85°	27.7	29.5	41.5	48.0	55.3	36.0	51.6	119.9	111.6	97.7	30.4
87.5°	2.8	4.6	16.6	19.4	19.4	10.1	22.1	28.6	32.3	33.2	7.4
90°	0.0	0.0	0.0	0.0	0.0	0.0	0.0	0.0	0.0	0.0	0.0



REPORT NUMBER: P595020
 CATALOG NUMBER: IST-PA1B-722-U-T2R

CANDELA DISTRIBUTION (continued):

	90°	95°	105°	115°	125°	135°	145°	155°	165°	175°	180°
0°	502.6	502.6	502.6	502.6	502.6	502.6	502.6	502.6	502.6	502.6	502.6
2.5°	502.6	491.5	470.3	450.9	431.6	418.7	405.7	401.1	394.7	390.1	393.8
5°	507.2	484.1	443.6	409.4	386.4	368.9	360.6	355.9	352.3	351.3	350.4
7.5°	512.7	478.6	424.2	386.4	364.2	355.9	354.1	354.1	354.1	355.0	355.9
10°	524.7	480.4	414.0	373.5	361.5	359.6	360.6	364.2	364.2	365.2	365.2
12.5°	538.5	485.0	406.7	371.6	364.2	365.2	366.1	367.9	367.9	370.7	369.8
15°	558.8	494.3	405.7	373.5	367.0	365.2	365.2	364.2	364.2	364.2	366.1
17.5°	584.6	507.2	406.7	373.5	364.2	360.6	357.8	355.0	351.3	353.2	351.3
20°	610.5	522.9	406.7	368.9	356.9	347.6	339.4	334.7	330.1	329.2	330.1
22.5°	642.7	541.3	402.1	358.7	341.2	328.3	316.3	309.8	302.5	299.7	297.9
25°	670.4	556.1	392.8	344.0	323.7	305.2	289.6	278.5	269.3	267.4	267.4
27.5°	699.0	569.0	379.0	325.5	298.8	278.5	261.0	247.1	237.9	237.0	236.1
30°	725.7	580.0	360.6	305.2	276.6	252.7	232.4	220.4	212.1	207.5	204.7
32.5°	760.8	594.8	343.0	284.9	250.8	226.8	208.4	198.3	187.2	179.8	177.1
35°	805.0	612.3	323.7	262.8	227.8	203.8	192.7	178.0	164.1	155.8	153.1
37.5°	854.8	637.2	303.4	239.8	204.7	187.2	180.7	157.7	142.9	140.2	139.2
40°	916.6	661.2	280.3	215.8	182.6	178.0	166.9	142.9	135.6	134.6	133.7
42.5°	978.4	687.0	258.2	191.8	165.1	166.9	151.2	139.2	132.8	130.9	130.0
45°	1050.3	712.8	236.1	170.6	151.2	151.2	142.9	135.6	130.0	128.2	128.2
47.5°	1125.9	738.6	212.1	152.2	141.1	135.6	136.5	130.9	127.3	125.4	124.5
50°	1220.9	763.5	190.0	139.2	134.6	127.3	130.0	126.3	124.5	122.6	121.7
52.5°	1310.4	774.6	169.7	131.9	130.9	123.6	124.5	122.6	121.7	119.0	118.0
55°	1398.0	771.8	154.0	128.2	126.3	122.6	120.8	119.9	119.0	116.2	115.3
57.5°	1495.7	768.1	143.9	127.3	123.6	119.9	119.9	117.1	113.4	113.4	113.4
60°	1597.2	756.2	139.2	127.3	122.6	119.9	118.0	115.3	111.6	112.5	111.6
62.5°	1711.5	733.1	136.5	130.0	123.6	119.0	117.1	113.4	108.8	109.7	108.8
65°	1812.0	686.1	134.6	132.8	125.4	119.9	115.3	110.7	105.1	106.0	105.1
67.5°	1880.3	606.8	129.1	134.6	128.2	119.0	113.4	107.0	99.6	103.3	102.4
70°	1860.9	493.3	119.0	130.9	130.9	119.9	110.7	102.4	94.1	101.4	98.7
72.5°	1710.6	370.7	99.6	118.0	129.1	119.9	105.1	95.0	87.6	92.2	86.7
75°	1404.4	251.7	79.3	94.1	120.8	120.8	100.5	87.6	78.4	75.6	73.8
77.5°	876.0	156.8	61.8	69.2	101.4	119.9	95.9	78.4	65.5	63.6	61.8
80°	346.7	83.9	48.9	49.8	74.7	109.7	89.4	66.4	52.6	50.7	47.0
82.5°	79.3	42.4	34.1	33.2	46.1	89.4	81.1	52.6	40.6	40.6	34.1
85°	24.0	22.1	22.1	21.2	23.1	46.1	62.7	36.0	27.7	19.4	16.6
87.5°	6.5	9.2	8.3	7.4	7.4	6.5	20.3	9.2	5.5	2.8	1.8
90°	0.0	0.0	0.0	0.0	0.0	0.0	0.0	0.0	0.0	0.0	0.0

(END OF REPORT)